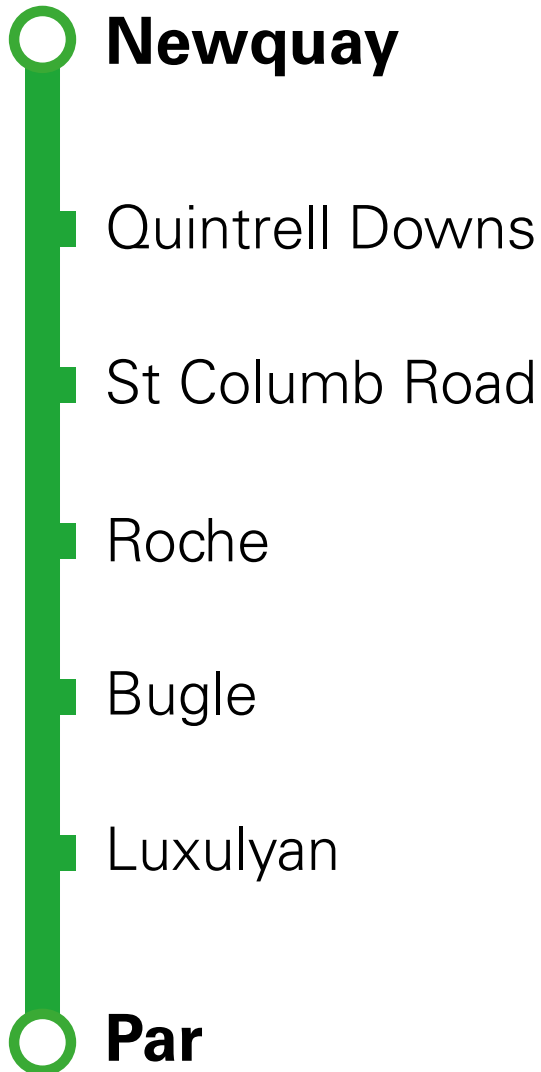




Great
Western
Railway



K3

Train times

15 December 2019 to
16 May 2020



**Our biggest timetable
change since 1976.**

**Check all your journeys
before you travel.**

[GWR.com/timetables](https://www.gwr.com/timetables)

PAR TO NEWQUAY (THE ATLANTIC COAST LINE)

MONDAYS TO FRIDAYS	London Paddington	⌚	⑤	d	-	0804	1004	1204	1404	1604		SATURDAYS	2345p	-	0803	1002	1202	1402	1502		SUNDAYS	-	0757	1203
	Exeter St Davids	🚶	⑥	d	0654	1010	1215	1414	1614	1820			0411	0653	1009	1213	1409	1615	1714			-	1027	1409
	Plymouth	🚶		d	0817	1117	1320	1519	1720	1933			0518	0816	1118	1320	1520	1721	1822			-	1135	1515
	Penzance	🚶		d	0815	1050	1250	1450	1715	1915			0540	0815	1050	1250	1450	1650	1815			0850	1110	1504
	Truro	🚶		d	0854	1129	1329	1528	1754	1954			0619	0855	1129	1329	1529	1729	1854			0928	1148	1543
	St Austell	🚶		d	0910	1146	1346	1545	1810	2010			0635	0911	1146	1346	1546	1746	1910			0945	1205	1559
	Par		③	d	0921	1213	1415	1615	1823	2028			0652	0925	1212	1412	1612	1813	2022			1005	1235	1615
	Luxulyan			d	0931x	1223x	1425x	1625x	1833x	2038x			0702x	0935x	1222x	1422x	1622x	1823x	2032x			1016x	1246x	1626x
	Bugle			d	0937x	1229x	1431x	1631x	1839x	2044x			0708x	0941x	1228x	1428x	1628x	1829x	2038x			1022x	1252x	1634x
	Roche			d	0942x	1234x	1436x	1636x	1844x	2049x			0713x	0946x	1233x	1433x	1633x	1834x	2043x			1027x	1257x	1638x
	St Columb Road			d	0953x	1245x	1447x	1647x	1855x	2100x			0724x	0957x	1244x	1444x	1644x	1845x	2054x			1038x	1308x	1650x
	Quintrell Downs			d	1001	1253	1455	1655	1903	2108			0732	1005	1252	1452	1652	1853	2102			1046	1316	1658
	Newquay	🚶		a	1013	1305	1507	1707	1915	2120			0745	1018	1305	1505	1705	1906	2115			1057	1327	1708

NEWQUAY TO PAR (THE ATLANTIC COAST LINE)

MONDAYS TO FRIDAYS	Newquay	🚶		d	1023	1310	1510	1719	1922	2126		SATURDAYS	0748	1020	1310	1510	1710	1908	2117		SUNDAYS	1105	1420	1755
	Quintrell Downs			d	1029	1316	1516	1725	1928	2132			0754	1026	1316	1516	1716	1914	2123			1111	1426	1801
	St Columb Road			d	1036x	1323x	1523x	1732x	1935x	2139x			0801x	1033x	1323x	1523x	1723x	1921x	2130x			1119x	1434x	1809x
	Roche			d	1047x	1334x	1534x	1743x	1946x	2150x			0812x	1044x	1334x	1534x	1734x	1932x	2141x			1130x	1445x	1820x
	Bugle			d	1052x	1339x	1539x	1748x	1951x	2155x			0817x	1049x	1339x	1539x	1739x	1937x	2146x			1135x	1450x	1825x
	Luxulyan			d	1059x	1346x	1546x	1755x	1958x	2202x			0822x	1054x	1344x	1544x	1744x	1942x	2151x			1140x	1455x	1830x
	Par		③	a	1112	1359	1558	1808	2010	2215			0838	1110	1400	1600	1800	1959	2206			1154	1509	1844
	St Austell	🚶		a	1144	1413	1612	1820	2030	2244			0914	1144	1414	1614	1815	2022	-			1208	1527	1919
	Truro	🚶		a	1200	1430	1629	1837	2046	2300			0930	1200	1431	1630	1832	2038	-			1225	1543	1938
	Penzance	🚶		a	1240	1510	1709	1923	2124	2340			1010	1240	1511	1711	1913	2118	-			1305	1628	2018
	Plymouth	🚶		a	1207	1607	1745	1942	2119	0001			0938	1208	1509	1722	1909	2134	2314			1304	1608	1941
	Exeter St Davids	🚶	⌚	⑥	a	1313	1712	1904	2045	2247	0100c		1113	1313	1613e	1854e	2051	-	-			1510	1714	2047
	London Paddington	⌚	⌚	a	1529	1924	2129	2356	-	0504c			1329	1529	1830e	2144e	2341	-	-			1721	1924	2335

Weekend timetables

Train times are often changed at weekends to enable maintenance work to be carried out. The times shown in this timetable are a guide to our services, and you should confirm your train times online prior to travelling at [GWR.com/Check](https://www.gwr.com/check)

NOTES AND SYMBOLS

- Bold**

Through service
- Light

Connecting service
- ④

Minimum time, in minutes, you need to allow between connecting services (this is only shown at stations where this differs from the standard 5 minute allowance)
- ⌚

Interchange with London Underground
- 🚶

PlusBus available
- a

Arrival time
- c

Arrives Exeter St Davids 0058 and London Paddington 0507 on Friday nights / Saturday mornings
- d

Departure time
- e

Change at Par and Plymouth
- p

Previous night
- x

Stops on request. Please tell the Conductor if you wish to leave. Please signal to the Driver if you wish to board

Welcome to our K3 timetable showing trains between Par and Newquay (The Atlantic Coast line). All services in this timetable are operated by Great Western Railway.

Before you travel

From 15 December 2019, we've changed the times of 75% of trains across the Great Western Railway network to provide faster, more frequent services and thousands more seats every day.

Check all your journeys at [GWR.com/timetables](#)

Make sure your ticket is valid before you travel, as restrictions have changed.

Changes to published times


Public holidays and improvement works may affect services, especially at weekends. Check your journey before you leave at [GWR.com/check](#)

Luggage, bikes and animals on replacement buses

Animals*, non-folding bikes, and large items of luggage can't be carried on our buses.

*Assistance dogs can be carried.

National Rail
Find out more about train times and fares.
Call **03457 48 49 50*** (24 hours, calls may be recorded), or go to **[nationalrail.co.uk](#)**
You will also be able to find details of the National Rail Conditions of Travel.

PlusBus 
An add-on ticket which gives you discounted bus travel to and from many of our stations. Find out more at **[plusbus.info](#)**

How much luggage can you bring on our trains?
Up to 3 pieces of luggage, with a maximum size of 30 x 70 x 90cm. Small and medium sized bags can be stored under your seats or in the overhead racks. Large items can be stored in the dedicated luggage areas.

Want to bring your bike?
You must reserve a bike space on many of our services. These are shown in our timetables.

Space is limited, so we have a strict first-come, first-served policy. Book a space at your nearest staffed station, through our Customer Support team, or when you buy your ticket online at **[GWR.com](#)**

Short platforms
Some stations have short platforms. In some cases, you can only join or leave the train from certain carriages. Please listen for announcements.

Free Wi-Fi and plug sockets are available on most of our trains.

Delay Repay
You may be entitled to compensation if your journey has been delayed for 15 minutes or more. Find out more at **[GWR.com/DelayRepay](#)**

Great Western Railway Customer Panel
From how good your journeys are, to what you want from our stations and trains, and how we handle timetables and engineering works. Find out more at **[GWR.com/panel](#)**

**Penalty Fares**

If you don't have a valid ticket you may have to pay a Penalty Fare.

Find out more at **[GWR.com/revenueprotection](#)**

Transport Focus

The UK's independent watchdog for passengers and road users. Call **0300 123 2350*** or find out more at **[transportfocus.org.uk](#)**

The Devon & Cornwall Rail Partnership

This Partnership works to promote rail travel in the region and to improve services and facilities at our stations. Find out more at **[dcrp.org.uk](#)**



* Standard network charges apply. Calls from mobiles may be higher
All information correct at time of publication. Errors and omissions excepted.

Passenger Assist
You can arrange help, check station accessibility, buy a ticket and reserve a seat by calling us on Freephone **0800 197 1329** or by text relay **18001 0800 197 1329** (open 0600 to 2300, 7 days a week, except Christmas Day).

You may book assistance by completing the online booking form available on our website.

Station accessibility
All of our stations are classified for their level of accessibility:

Category A: This station has step-free access to all platforms

Category B: This station has a degree of step-free access to the platform, which may be in both directions or in one direction only. Check details on our website

Category C: This station does not have step-free access to any platform

Full details can be found at **[GWR.com/PassengerAssist](#)**

Operator
GW Great Western Railway
NR Network Rail

For details of accessibility at stations not operated by GWR or Network Rail, check **[nationalrail.co.uk](#)**

Large print timetables are available for our partially sighted customers.
Call **03457 000 125***, or email **GWR.Feedback@GWR.com**
* Standard network charges apply. Calls from mobiles may be higher.

Station	CRS	Operator	Access Category	Ticket office hours			Ticket machine	Toilets	Car Park	Bike Rack
				Weekdays	Saturdays	Sundays				
Bugle	BGL	GW	A	Unstaffed	Unstaffed	Unstaffed				●
Exeter St Davids	EXD	GW	A	0545 - 2040	0615 - 2000	0730 - 2040	●	● ♿	●	●
London Paddington	PAD	NR	A	24 hrs	24 hrs	24 hrs	●	● ♿	●	●
Luxulyan	LUX	GW	B	Unstaffed	Unstaffed	Unstaffed			●	●
Newquay	NQY	GW	A	0945 - 1515 Summer Only	0900 - 1800 Summer Only	0930 - 1630 Summer Only			●	●
Par	PAR	GW	B	0720 - 1410	0720 - 1410	Closed	●	●	●	●
Penzance	PNZ	GW	A	0605 - 2010	0615 - 1810	0845 - 1730	●	● ♿	●	●
Plymouth	PLY	GW	A	0625 - 2000	0625 - 1900	0800 - 2000	●	● ♿	●	●
Quintrell Downs	QUI	GW	B	Unstaffed	Unstaffed	Unstaffed				●
Roche	ROC	GW	B	Unstaffed	Unstaffed	Unstaffed				●
St Austell	SAU	GW	A	0550 - 1900	0650 - 1900	0945 - 1645	●	● ♿	●	●
St Columb Road	SCR	GW	A	Unstaffed	Unstaffed	Unstaffed			●	●
Truro	TRU	GW	B	0645 - 2005	0640 - 1905	0915 - 1920	●	● ♿	●	●


More information


 Follow us: **[@GWRHelp](#)**


 Like us: **[facebook.com/GWRUK](#)**


 **[GWR.com/contact](#)**

 **GWR.Feedback@GWR.com**

 **03457 000 125*** (open 0600-2300 daily)

 Download our app to purchase tickets and check train times. Search **GWR** in your App store

 Earn Nectar points
Buy your train tickets online at **[GWR.com](#)**

 Don't miss out on our latest offers, special deals and news. Register at **[GWR.com/signup](#)**

* Standard network charges apply. Calls from mobiles may be higher.